

Report to : TSP Board

Date : 14th March 2008

Reporting Officer: Steven Pleasant, Assistant Chief Executive TMBC

Subject : LAA (Local Area Agreement) and The Performance Management Framework

Report Summary : The report provides the Board with a progress report on the achievement of the LAA and an update on the future development of LAAs including funding arrangements.

Recommendations : The report to be noted and action taken where appropriate to support the recommendations in Section 7.

Policy Implications : The priorities within the LAA are drawn from existing work of the TSP Board and Thematic Partnerships. The effectiveness of the LAA and the achievement of outcomes against these priorities impacts directly on all the themes of the Community Strategy.
Comprehensive Area Assessment will draw on the LAA and National Indicator Set to inform judgements about the prospects of an area.

Financial Implications: Area Based Grant will support the delivery of the LAA. Funding for the LAA is monitored within individual blocks and partnerships.

Need for Decisions None.

Links to Community Strategy : The LAA is an important element in the achievement of the Community Strategy and improving the quality of life in Tameside.

1 Background

1.1 The LAA was signed on 29th March 2007 by the Leader of TMBC as Chair of the TSP, the Chief Exec. of TMBC and Ruth Kelly the Minister for Communities & Local Government. The agreement became live on 1st April 2007 and runs for 3 years to 31st March 2010.

1.2 Further details and a copy of the agreement can be obtained from the LAA area of the TSP website, <http://www.tameside-strategic-partnership.org.uk/strategy/LAA-home.htm> .

'New model' LAAs – 2008/09

1.3 The Local Government & Public Involvement in Health Bill puts LAAs (Local Area Agreements) on a statutory footing. The responsible local authority is required to consult partners and co-operate with them in the development of LAA targets. There is also a new duty for partners to co-operate with the responsible authority.

1.4 LAAs will continue to be three-year agreements. The 'new model' LAA should be signed by June 2008 to go live from the start of July. The Tameside LAA should not need to be fully re-negotiated. The headline priorities/outcomes agreed and signed off in March 2007 will continue. However, the supporting indicators will be refreshed and drawn primarily from the National Indicator Set, and complimented by any appropriate local indicators.

National Indicator Set

1.5 The Local Government and Public Involvement in Health Bill 2007 abolished Best Value Performance Indicators (BVPs) the statutory indicators for local authorities and replaced them with a new National Indicator Set.

1.6 The new national indicators represent Government's national priorities and are designed to support Public Service Agreements from the Comprehensive Spending Review.

2 Introduction

2.1 This report comprises four main sections:

- An update of performance against the current LAA
- Details of the process for re-negotiating the LAA and progress to date
- Commissioning arrangements to deliver the new model LAA
- The developments to the TSP Performance Management Framework necessary to monitor the NIS

2.2 This report includes 3 appendices:




- LAA Performance table
- Draft LAA Performance Indicators
- National Indicator Set

3. Quarter 3 – 2007/08 – progress report

3.1 The LAA Steering Group met on 14th February 2008 to review the Quarter 3 performance report. (Appendix 1)

3.2 The LAA includes 93 performance measures (due to the breakdown of the health measure, CYP 3.3, into two component parts) which track progress against the aims and outcomes of the agreement. Not all of these can be judged for direction of travel (improvement/decline) or likely target achievement. This can be for a number of reasons. For example, data is only collected annually, the baseline is not available as it is for a later period, the performance measure is underdevelopment or the target is yet to be agreed.

3.3 The table below summarises performance at Quarter 3 – 2007/08.

IMPROVEMENT			TARGET				
	No.	%	%	No.			
IMPROVING		43	67%	67%	44	G	ON TARGET
NO CHANGE		12	19%	18%	12	A	MONITOR
DECLINING		9	14%	15%	10	R	ACTION

3.4 Performance at Quarter 3 – 2007/08 is strong. 67% of measures show an improvement on the previous period or baseline. 67% of measures are on course to achieve the 2007/08 target. 18% need to be closely monitored and the remaining 15% require further action.

3.5 Those measures which are highlighted as not on course to achieve target and needing further actions are listed below. For further details see the data tables at Section 4.

Safer & Stronger Communities

- SSC 2.1 – feel safe in local neighbourhood after dark
- SSC 2.5a – feel informed about what is being done to tackle anti-social behaviour
- SSC 2.7a – not treating other people with respect and consideration is a problem
- SSC 5.3 – increase the % of abandoned vehicles removed within 24 hours

Children & Young People

- CYP 3.5 – teenage pregnancy

Healthier Communities & Older People

- HCOP 1.1b – all age all cause mortality (females)
- HCOP 1.2 – premature mortality from cardio-vascular disease

Economic Development

- ED 1.3 - benefits claimant rate for Ashton St Peters compared to England
- ED 2.1 – number of self-employed in Tameside
- ED 2.5 – maintain the number of supported business start ups

4. LAA Re-negotiation – 2008/09

- 4.1 DCLG issued operational guidance for the re-negotiation of LAAs in November 2007. The guidance sets out an indicative timeline for the re-negotiation processes under which LSPs were required to submit a first draft of proposed indicators for inclusion in the Local Area Agreement in mid January (Appendix 2).
- 4.2 Indicators in re-negotiated LAAs are to be drawn from the National Indicator Set, which is explained in section 6. Local indicators have also been included in Tameside's draft indicator set where there is no National Indicator to effectively measure our priority outcomes.
- 4.3 Negotiations with Government Office have been taking place throughout January and February with partners from across the TSP through the LAA Steering Group and Block Groups to agree potential indicators.
- 4.4 Local authorities and partners must submit proposed targets to Government Office by the end of March, and potential targets by end of April, with a view to reaching agreement with GONW by the end of May.
- 4.5 As with the previous agreement negotiations will be lead by the LAA Steering Group on behalf of the TSP Board, with the four Block Groups handling the detailed negotiations. Membership of these groups will remain unchanged and includes representation from the PCT, GMP, Greater Manchester Fire and Rescue Service, Manchester Enterprises, and T3SC.
- 4.6 The re-negotiated LAA will be structured around the 6 priorities of the Community Strategy, the block structure will be retained for administrative purposes only.
- 4.7 Quarterly progress updates will continue be made to the Board.

5. Commissioning Arrangements

- 5.1 New model LAA will come into effect for all local authority areas from 1st July 2008.
- 5.2 The LAA should be achieved primarily through mainstream funding. Existing resources will be aligned to LAA priorities to achieve the agreed targets. The commissioning of services to support the LAA will be achieved through existing commissioning arrangements which will re-align funding as appropriate.
- 5.3 The Comprehensive Spending Review aimed to remove the barriers to delivering Local Area Agreements by merging existing local authority funding streams into a new Area Based Grant (ABG).
- 5.4 The ABG is made up of grants that were previously provided to Local Authorities as specific grants, and does not include any additional funding. The ABG is not ring-fenced though there is an expectation that the grant will be used to deliver the targets in the Local Area Agreement.
- 5.5 Due to the lateness of the Spending Review announcement, it has been agreed that funding streams included within the Area Based Grant be treated as a continuation of previous specific grants and continue to be used for this purpose in 2008/09.

- 5.6 During 2008/09 processes will be developed and funding commitments reviewed to consider how the ABG might be allocated from 2009/10 to best achieve the LAA priorities.

6.0 National Indicator Set

- 6.1 The National Indicator Set (NIS) replaces local authority BVPIs from 1st April 2008. The NIS includes 198 indicators grouped under 7 headings (appendix 3).

The PIs are grouped under the following headings:

- Stronger Communities
- Safer Communities
- Children & Young People
 - Be Healthy
 - Stay Safe
 - Enjoy & Achieve
 - Make a Positive Contribution
 - Economic Wellbeing
- Adult Health & Wellbeing
- Tackling Exclusion & Promoting Equality
- Local Economy
- Environmental Sustainability

The NIS extends beyond the remit of the BVPIs and covers both services delivered by local authorities alone and in partnership, and encourages Strategic Partnerships to work together to deliver improved outcomes.

Using the NIS

- 6.2 CAA (Comprehensive Area Assessment), the replacement for CPA, will draw on the NIS and include an annual publication of performance against the NIS to allow for comparison between areas.
- 6.3 The LAA will form the basis of the CAA risk assessment with a judgement being made on how well areas are achieving the designated targets of the NIS included in their LAA.

Reporting of NIS

- 6.6 Timely and accurate information is crucial. To ensure data quality, assessments of management arrangements and proportionate auditing of data will continue.
- 6.7 All performance indicators will be collected locally and performance monitored through the TSP. TMBC will collect performance data on behalf of the TSP via existing reporting mechanisms, where data is held by partners the performance indicator will need to be reported to the appropriate Council service for collation.

Implications for Tameside

- 6.8 Tameside is well placed to deliver and monitor the NIS. The new indicators will be incorporated into the existing TSP Performance Management Framework with indicators included in thematic partnerships and reported to the thematic partnership and TSP Boards quarterly.
- 6.8 The contribution of all TSP partner organisations to the National Indicator Set will be crucial to achieving positive outcomes for local people and recording strong performance.

7. Recommendations:

- 7.1 That the Board receive the revised LAA at the next meeting of this Board.
- 7.2 That the Board note the commissioning arrangements of ABG.
- 7.3 That the Board support the delivery and monitoring of NIS indicators both through the Strategic Partnership mechanisms, and within their own organisations.